



DEPARTMENT OF ENERGY
21 S. Fruit St., Suite 10
Concord, N.H. 03301-2429

Department of Energy Overview

The Department of Energy (DOE) was established effective July 1, 2021. It was created by the NH Legislature to promote and coordinate energy policies and programs in the state. The Public Utilities Commission (PUC) and the Office of the Consumer Advocate are administratively attached to the DOE.

DEPARTMENT OF ENERGY FEDERAL PROGRAMS

Fuel Assistance Program (FAP) – 100% Federal

The Low-Income Home Energy Assistance Program (LIHEAP), known as the Fuel Assistance Program (FAP) in New Hampshire, distributes federal funds to Community Action Agencies to cover a portion of the heating costs of income-eligible households. Funding for fiscal year 2026 and 2027 is estimated to be approximately \$30 million each, and FAP typically serves approximately 28,000 households each year with an average benefit of \$1,280. DOE also distributes Senior Energy Assistance Services (SEAS) funds, a pass-through grant from NH Department of Health and Human Services, for heating assistance for income-eligible elderly households.

Weatherization Assistance Program (WAP) – 100% Federal

DOE contracts with the Community Action Agencies to conduct energy audits and to weatherize income-eligible households. The state typically receives approximately \$2M for each program year and serves about 140 households per year. DOE also utilizes federal LIHEAP funds each year through the Building Weatherization Program to assist income-eligible households whose heating systems are failing or require repairs to function safely.

State Energy Program (SEP) – 100% Federal

DOE's State Energy Program (SEP) works across state government, alongside private, regional, and federal partners, to advance New Hampshire's energy goals through policy and program development that promotes cost-effective and affordable energy initiatives. SEP programs utilize federal funds for analysis, education, and to provide grants to reduce energy usage and costs and increase clean energy opportunities.

State Heating Oil and Propane Program (SHOPP) – 100% Federal

SHOPP is a data collection program that provides fuel price information to the Energy Information Administration (EIA) of the US Department of Energy. The program benefits consumers by providing statistically reliable information about residential energy prices in New Hampshire to stimulate competitive markets and serve price-conscious consumers.

Pipeline Hazardous Materials Safety Administration (PHMSA) Grant – 30% Federal 70% Gas Assessment

DOE's Division of Enforcement receives an annual grant from the US Department of Transportation PHMSA to oversee construction, operations, and safety practices of natural and propane gas systems within the state. Additionally, the Enforcement Division receives an annual State One Call Grant from PHMSA to support the Dig Safe program.

DEPARTMENT OF ENERGY UTILITY ASSESSMENT RELATED PROGRAMS

Regulatory

DOE's Regulatory Support Division has the authority and responsibility to investigate all rate and tariff filings made at the PUC of New Hampshire's public water, sewer, gas, and electric utilities. In addition to base rate cases, the Division, with the support of the Administration Division's legal group, analyzes and testifies on integrated distribution plans, utility financings, energy efficiency filings, mergers and acquisitions and service territory changes, cost-of-gas rate changes, electric default service rate changes, special contracts and the rate impacts of net metering and renewable purchased power clauses. The Division also supports the DOE's Policy and Programs Division with customer complaints or inquiries about disconnections, bills, and service quality and reliability.

Enforcement

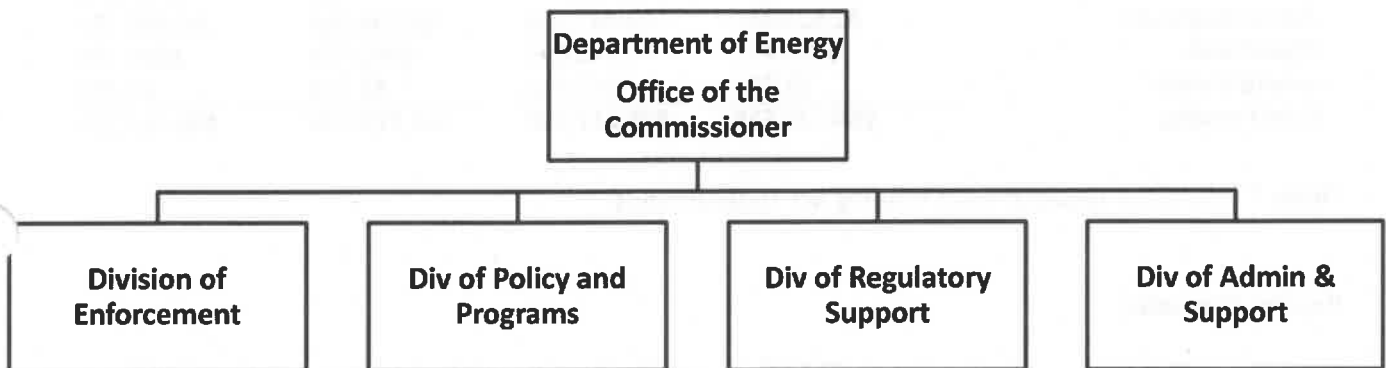
DOE's Enforcement Division has responsibilities for six general areas of oversight. The Division primarily provides support to other DOE Divisions and externally to other state agencies related to underground damage prevention, pipeline safety, electrical safety, emergency preparedness, physical and cyber security of utility assets, engineering and Geographical Information Systems mapping. The Division is also responsible for auditing utility books and records.

Policy and Programs Consumer Services

DOE's Consumer Services group assists utility customers with inquiries and informal complaints about regulated utilities and non-regulated competitive electric power suppliers. Consumer Services provides information to help customers understand their rights and responsibilities. Consumer Services tracks customer inquiries and monitors for trends that may indicate service quality, regulatory compliance or consumer protection issues requiring additional regulatory actions by the DOE. Consumer Services also educates consumers and other public interest groups to reduce disputes and to promote the public's understanding of utility services and practices, thereby assisting them in making informed choices about utility service and competitive options. In addition, Consumer Services participates in PUC proceedings, providing testimony about customer-impacting issues, works with competitive electric and natural gas service providers registered in New Hampshire, and provides support for providers of telecommunications services.

DEPARTMENT ORGANIZATION CHART

Department of Energy
Department 52



Department of Energy FY26/27 Budget Highlights – House Finance Committee Budget Hearing

FY26/27 Budget Comparison Highlights:

	FY24 Act	FY25 Adj Auth	FY26 Gov Rec	FY27 Gov Rec
Current Permanent Positions	\$5,964,948	\$6,567,529	\$6,806,676	\$6,917,604
Other Personnel Costs	\$283,178	\$590,080	\$244,000	\$235,000
Benefits	\$2,928,410	\$3,297,974	\$3,472,888	\$3,645,139
Operating Expenses	\$464,619	\$683,749	\$526,850	\$562,352
Grants and Grant Admin	\$39,453,194	\$31,810,275	\$31,439,798	\$31,315,925
Contracted Expenditures	\$239,674	\$306,000	\$332,600	\$473,200
Other Expenses	\$424,633	\$278,801	\$500,403	\$509,774
Transfers	\$981,979	\$1,683,082	\$1,450,151	\$1,469,235
Total Appropriation	\$50,740,635	\$45,217,490	\$44,773,366	\$45,128,229

Note: ~70% of budgeted appropriations are passthrough grants

Funding Comparison:

	FY24 Act	FY25 Adj Auth	FY26 Gov Rec	FY27 Gov Rec
Federal Funds	\$41,027,435	\$34,108,452	\$33,873,829	\$33,947,875
Indirect Cost Recovery	\$311,412	\$175,432	\$711,398	\$724,648
Utility Assessment	\$8,822,817	\$9,741,958	\$9,339,905	\$9,583,708
Other Funds	\$576,471	\$1,143,895	\$845,734	\$869,498
General Funds	\$2,500	\$47,753	\$2,500	\$2,500
Total Funding	\$50,740,635	\$45,217,490	\$44,773,366	\$45,128,229

Note: ~75% of the Department's funding are federal funds

Position Overview:

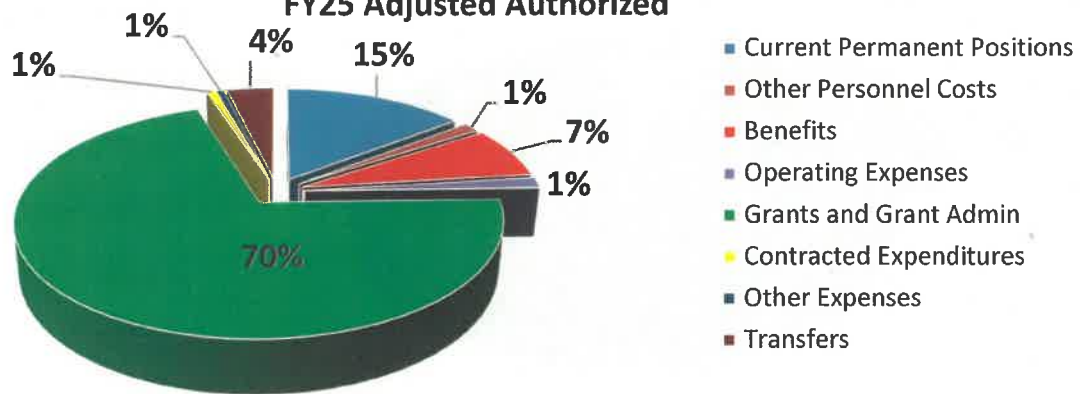
	FY24 Act	FY25 Adj Auth	FY26 Gov Rec	FY27 Gov Rec
Permanent Classified	70	70	72	72
Unclassified Positions	7	7	7	7
Total Positions	77	77	79	79

Note: FY26/27 Includes 2 Position Conversions from temporary to full time (net zero to budget)

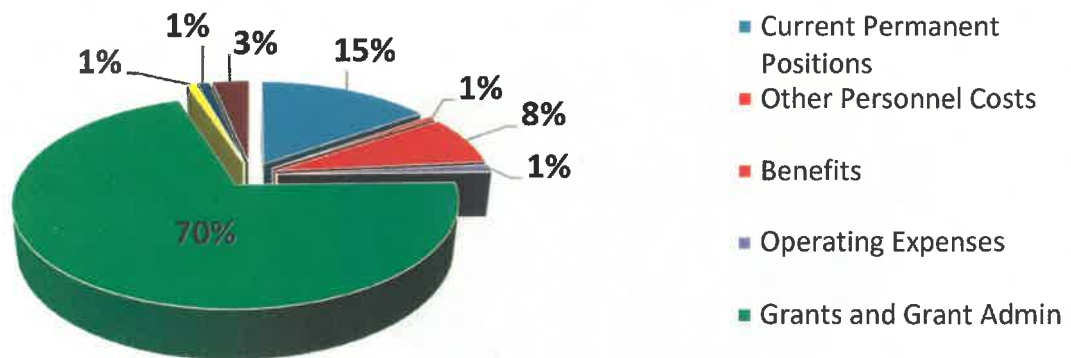
Current Full Time Permanent Vacancies: 5 vacancies, 72 filled positions ~ 6.5% Vacancy Rate

Appropriation Charts

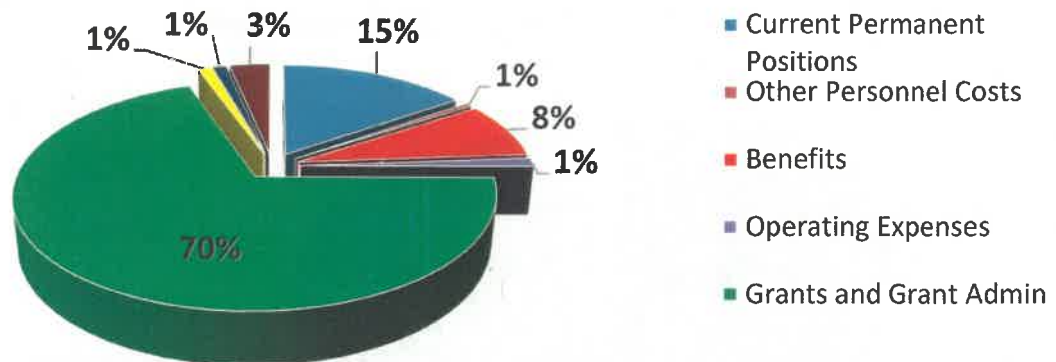
FY25 Adjusted Authorized



FY26 Governor's Recommended



FY27 Governor's Recommended



Funding Charts

